

FROSTY 3, Slush and sherbet machine, with 3x12-litres bowl



**Ref: 563030
(FROSTY3NEW)**

Slush and sherbet machine, with 3x12-litres lighted bowls, and mechanical control, refrigerant gas R290

General Features

FROSTY is the ideal slushy machine for those who want large-sized equipment with high performance, but with a low investment budget.

FROSTY 3 is the equipment for the production and dispensing of slushie, sherbets and other frozen specialties, with n. 3 tanks with a capacity of 12 litres each.

Tanks work independently and are illuminated with a LED lighting system, for a strong appeal to the consumer, and encouraging impulse purchases.

FROSTY has a double mixing system prevents ice accumulation, for optimum product consistency.

This slush machine has a manual control keypad, to turn on/off the lights and set the "production" mode and the "night" mode"

FROSTY 3, Slush and sherbet machine, with 3x12-litres bowl

Specifications

- Safety stop system.
- It is possible to customize the graphics on the front, on the lid and on the back (subject to negotiation).
- Equipped with a LED lighting system to enhance product visibility, for a strong attraction effect, and to stimulate impulse purchases.
- Lockable lid
- Slushes, sherbets and other frozen products in a machine that has an extraordinary quality/price ratio.
- It's perfect for both indoor and outdoor use, and exerts a strong appeal on the consumer, encouraging impulse purchasing.
- It is a great option when a large sized, high performance, without a high cost in investment is required.
- It is customizable for merchandising actions. The LED's lighted lid gives the machine an even more attractive look.
- This slush machine has a manual control keypad, tanks work independently and the lid is lockable.
- Tanks work independently.
- It has 3x12 liters bowls. The double mixing system prevents ice accumulation for optimum product consistency.

Construction

- Double mixing system to guarantee a perfect consistency of the dispensed product.

FROSTY 3, Slush and sherbet machine, with 3x12-litres bowl

Electric

Supply voltage:	220-240 V / 1 ph / 50 Hz
Electrical power max.:	1.1 kW
Current consumption:	6.25 Amps
Plug type:	CE-SCHUKO

Key Information:

Number of bowls:	3
Bowl's capacity:	12 lt
Control board:	Mechanical
Dimensions, Width:	600 mm
Dimensions, Depth:	555 mm
Dimensions, Height:	825 mm
Net weight:	71 kg

Refrigeration Data

Refrigerant gas:	R290
------------------	------

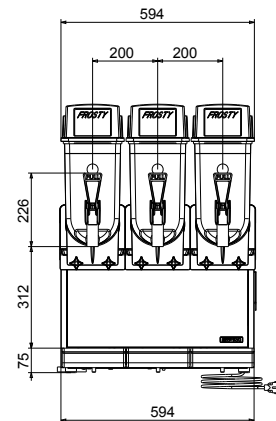
Certifications



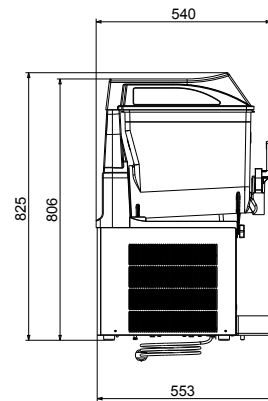
The company reserves the right to make modifications to the products without prior notice. All information correct at time of printing.

2026.03.31

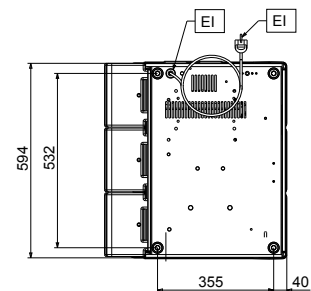
Front



Side



Other



CRATHCO

www.crathco.drink-systems.com
infocrathco@electroluxprofessional.com